
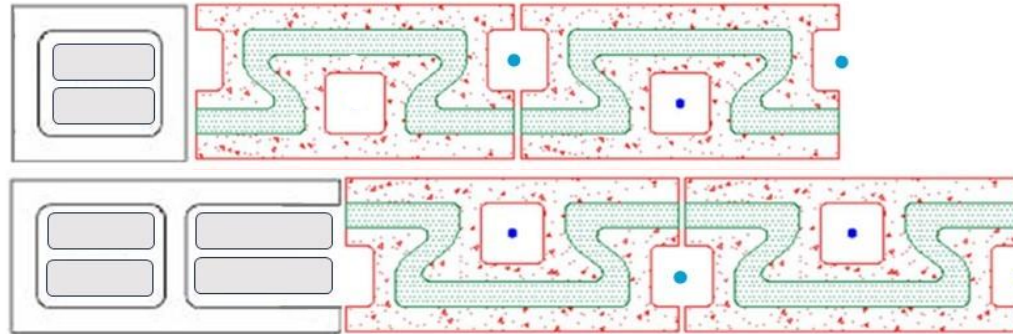
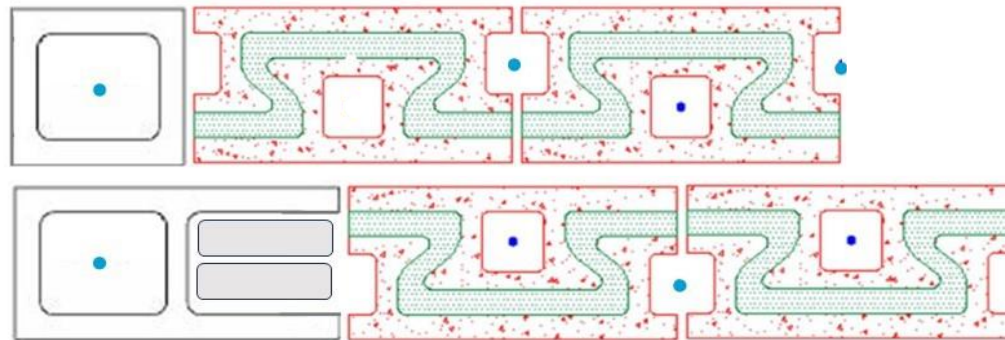


HALF AND OPEN END (A) BLOCKS AT OPENINGS

NRG 8 at openings,
sashes, control joints
(use appropriate blocks
and half blocks: sash,
standard, control joint).
Half block and open end
block combined, alternate
courses shown,
rigid EPS inserts: 



Top: unreinforced
alternate courses
with half block and open
end block.
Bottom: reinforced
alternate courses with
open end block and half
block




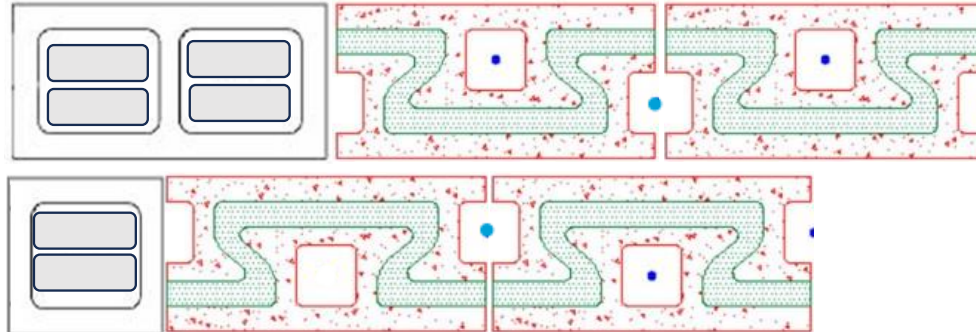
OR



HALF AND STANDARD BLOCKS AT OPENINGS

NRG 8 at openings, sashes, control joints (use appropriate blocks and half blocks: sash, standard, control joint). Standard block and half block combined, alternate courses shown.

Rigid EPS inserts: 



Top: unreinforced alternate courses with standard block and half block.

Bottom: reinforced alternate courses with standard block and half block.

